

# State of Dorset

December 2020



Diversity



Economy



Older People



Deprivation



Children



Population



Health and  
Wellbeing



Crime



Natural and  
Historic  
Environment



Leisure and  
Culture

# Introduction

Welcome to the State of Dorset for the Dorset Council area. This 2020 bulletin covers the first full year since the new council came into effect on 1st April 2019. Whilst this year will be remembered for the dramatic effect that the Coronavirus pandemic has had on all of us, the statistics in this series of bulletins largely refer to the period before the crisis hit in March 2020. Therefore, we will need to wait until the 2021 bulletin to see data covering this period.

This compendium of bulletins brings together statistical and contextual information relating to ten themes important to Dorset: Children, Crime, Deprivation, Diversity, Economy, Health and Care, Leisure and Culture, Natural and Historic Environment, Older People and Population.

These themes cover most aspects of life affecting people living or working in Dorset. In many ways they are inter-related with trends identified in one theme also appearing across the others. For this reason, the bulletins should be looked at as a whole rather than as discrete topics. For example, the increasing number of older people living in Dorset is a factor that directly appears in four of the bulletins and arguably indirectly affects a couple more.

We hope that the bulletins will help inform understanding of other reports and data analysis relating to the issues identified. Users may also find the bulletins useful sources of evidence when budget setting, writing funding applications, writing policies and identifying areas for further research.

The bulletins are by their nature snapshots of the situation in Dorset at a particular time and do not attempt to provide detailed explanations for the statistics or findings. If you require further information on a topic, we would encourage you to look at the many other reports and data sources on Dorset Insight.

It is hoped that by identifying Dorset's weaknesses and strengths, the council and its partners will be able to work together for a strong and successful Dorset, enabling economic growth and promoting health, wellbeing and safeguarding.

For statistics about Dorset visit **DORSET INSIGHT**  
<https://apps.geowessex.com/stats/>

December  
2020

# State of Dorset Population



Change in Dorset's demographic make-up can have an impact on service demands and provision but can also affect housing demand and business needs.

Changes in our population are shaped by both natural change (births and deaths) and by migration into and out of Dorset.

By projecting future population change, we can plan to target services and resources to the places where they will be needed most.

Big Numbers Box

**4.3%**

projected population change  
2019-2029

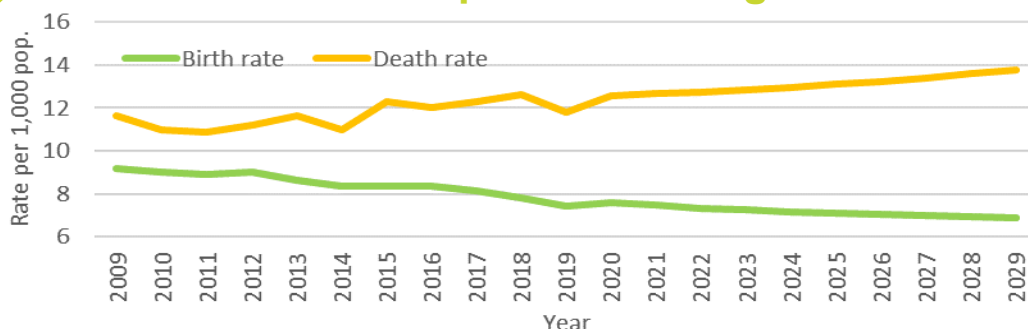
**378,500** total  
population  
in 2019

**2%pa** +65's projected  
population change  
2019-2029

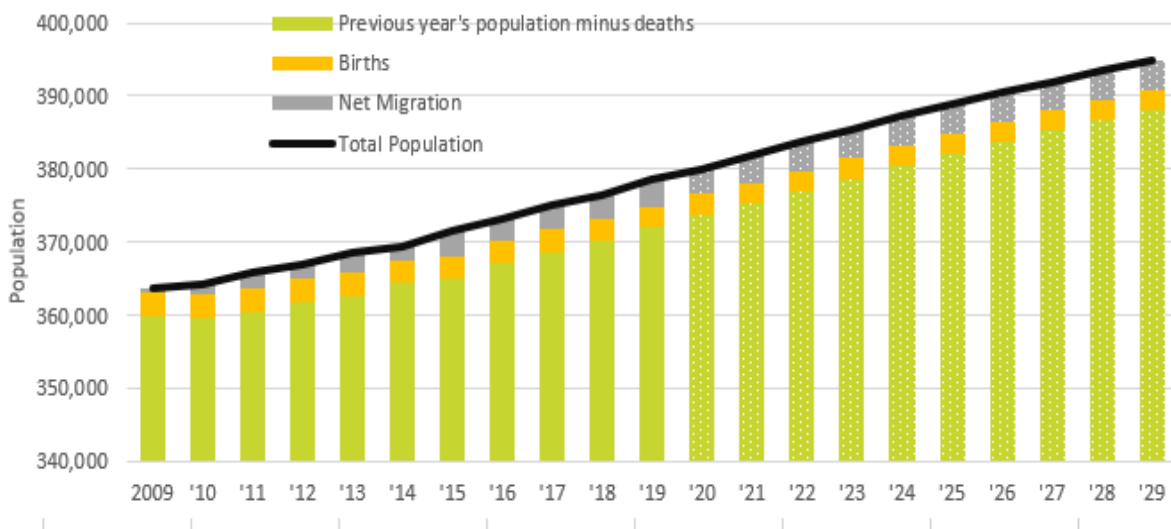
**23,200** Total increase in  
+65's 2009-2019, an  
increase of 2.4%pa

**500** decrease in  
0-15 yrs age  
group  
2009-2019

## Box 1: Population Change



Since 2009 the death rate has steadily increased while the birth rate has decreased as shown in the graph above. This pattern is projected to continue over the next ten years. Total number of



The figure above shows the components of change for each year. Note years 2020 onwards are projected population.

Over the period 2009-2019, Dorset's population grew by 14,940, a growth of 4% compared with 8% nationally. Over the period 2019 to 2019 the population is projected to grow by another 4% (16,300) compared to 5% nationally.

## Box 2: Age breakdown of population

	2009	2019	2029
<b>0-15 yrs</b>	60,200	59,730	56,180
<b>16-64 yrs</b>	216,480	208,730	204,530
<b>65+ yrs</b>	86,890	110,050	134,060
<b>Total</b>	363,570	378,510	394,770

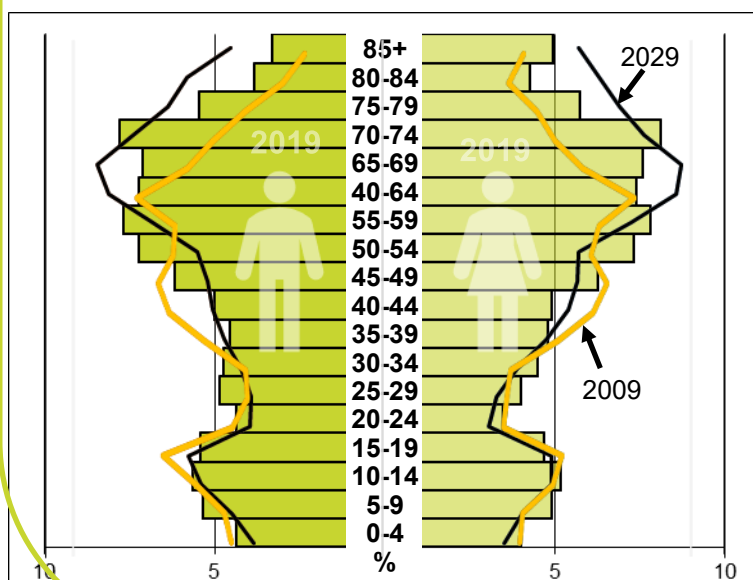
The median age of the Dorset council area was 46.9 in 2009. This increased to 52.0 in 2019 and is projected to increase to 54.4 by 2029. The current median age for England is 40.

Over the period 2009-2019, the number aged 65+ grew by 23,200 – up by 27% and is projected to increase by 24,000—up by 22% - to 2029. The proportion of the population aged 65+ continues to grow; from 24% in 2009 to 29% in 2019 and a projected figure of 34% in 2029.

In contrast Dorset's working age (16-64) population continues to fall; dropping by 7,700 between 2009 and 2019 and projected to drop by a further 4,200 by 2029.

Similarly the population of Dorset's children continues to decline; falling by 500 between 2009 and 2019 and projected to drop by a further 3,500

Dorset Council 2009, 2019 and 2029 population



The top heavy shape of the population pyramid has changed little in the past 10 years and is not projected to change over the next ten. This is illustrated by the graph to the left which shows proportion of 5yr age groups for 2019 in the green bars, 2009 the orange line and 2029 the black line. Females are on the right of the graph, males the left. Aging of the early 60's baby boomers can be clearly seen - driving the bulge in the population between the ages of 55 and 74. This is further increased by net internal migration which is highest for the 60-64 age group. Migration out of the area by young adults is also clearly illustrated.

## What are we doing about it?

Population data at a wide range of geographies is released annually by the Office for National Statistics. Official projections are released biannually at Local Authority level. In Dorset Council we analyse demographic data and run our own bespoke projections at smaller areas to provide bespoke population profiles. Much of this data is available on our [Dorset Insight](#) website.

Information on population is key to all aspects of service provision within the authority. Looking at both past trends and projected scenarios allows us to effectively plan services for the people of Dorset. Analysis of population allows us to:

- Plan for adequate social care and suitable housing for our elderly population.
- Promote growth in the economic sector for our working age population.
- Provide sufficient school places and targeted resources for our children.

## Sources

The following datasets have been used throughout the bulletin:  
 2019 Mid-year estimates, Office for National Statistics ;  
 2019 Components of Population Change, Office for National Statistics  
 2019 based Dorset Council Continuity projections, Experimental, Dorset Council



December  
2020

# State of Dorset Children



*In this bulletin all data relates to statistics that pre-date Covid unless stated otherwise*

Experiences in a child's early years lay a foundation for health and wellbeing and our services for children and families have an important role in building future resilience.

By identifying those most at risk of poorer outcomes later on, our resources can be targeted where they are needed most so that we can respond to risk and vulnerability.

The number of 0-4 year olds is expected to decrease by about 1,300, while the number of 5-15 year olds is projected to decrease by about 2,200 between 2019 and 2029<sup>1</sup>.

## Big Numbers Box

**67,900**<sup>2</sup> total children

**60%** Pupils with an EHC Plan educated in mainstream schools

**479** Children and young people in care in Dorset

**67** Looked after children in every 10,000 in Dorset

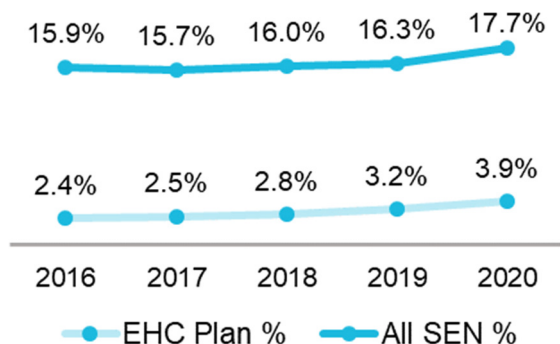
Primary school children with an EHC SEN plan

**3.9%**

**23%** 21 percentage points fewer pupils from low-income families achieve 9-5 in English and Maths

## Box 1: Special Educational Need

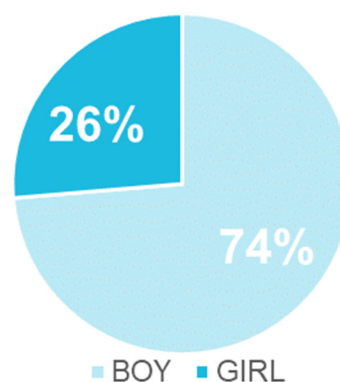
### SEN Pupils in Dorset Council Schools



- One in four of pupils with an EHC SEN plan are classified as Autistic Spectrum Disorder and just under one in five have speech language and communication needs.
- It is likely that a pupil may have more than one special educational need.
- 60% of pupils with an EHC Plan are educated in Mainstream Schools in Dorset.
- Three quarters of Dorset Council School Pupils with an EHC are boys and just under two thirds with SEN Support are boys. This is very similar to the national picture.

The percentage of children with Special Educational Need has increased in Dorset each year since 2017. The percentage with either a statement or an EHC Plan has increased every year since 2016. There has been a more pronounced increase since Christchurch schools have been removed from the Pupil Census. Schools in Christchurch had a lower proportion of SENs pupils<sup>3</sup>.

### Dorset Council School Pupils Education, Health and Care (EHC)



## Sources

- 1 2019-trend based population projections (experimental), Dorset Council
- 2 2019 Mid-year estimates, 0-17 year-olds, ONS
- 3 Dorset Council, Children's Services
- 4 LG Inform and Department of Education

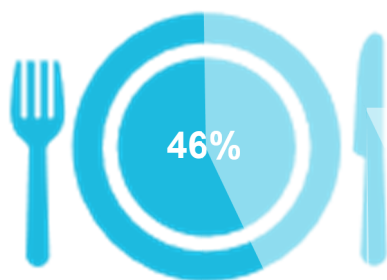
## Acronyms

- EHC = Education, Health and Care plan  
FSM = Free School Meals  
SEN = Special Educational Needs


## Box 2: Education

- In 2019 72% of pupils achieved a 'Good Level of Development' at the end of Reception year, an increase of 1% on 2018 and the same as the national figure.
- 67% of pupils achieved the 'Basics' measure (standard pass or higher in English and Maths GCSE), this is above the national figure of 60%. For pupils eligible for Free School Meals the figure was 46% compared to the national figure of 38%<sup>4</sup>.
- 15% of primary pupils claim Free School Meals, marginally below the national average<sup>4</sup>.

**Pupils eligible for FSM achieving Basics measure at GCSE**



**Percentage of Pupils GCSE pass English and Maths 2018/19**



## What are we doing about it?

There is evidence to show that what a child experiences in early years, starting in the womb, affects health and wellbeing in later life. Early intervention is therefore key and cutbacks in spending on this for short term financial gain can lead to greater long term costs, both financial and social<sup>6</sup>.

By creating Locality Areas, the council is working with partners and communities to ensure children get the right help, at the right time and in the right place, to prevent difficulties for families from becoming bigger problems. The idea is that organisations work together to ensure positive outcomes for children and young people and support them all the way from birth to getting a job.

Through working with our partners to ensure that we all take a 'whole family approach', the council uses early intervention programmes, such as the Troubled Families programme, which aims to reduce demand and dependency on costly reactive public services by families experiencing complex issues, and deliver better value for the taxpayer.

The council works with partners to support parents and children in the early years through a range of Early Childhood Services. This includes information and advice; parenting support; group work activities; support to access childcare; help with preparing for school; and education and training opportunities.

Evidence suggests that smarter working with the whole family leads to improved outcomes and better value for money and, as some will need ongoing support, there needs to be a continuum of services to support vulnerable people over time.

December  
2020

# State of Dorset Crime



*In this bulletin all data relates to statistics that pre-date Covid unless stated otherwise*

In a national context, crime in the Dorset Council area is consistently very low, well below the average in England.

Data relates to the fiscal year 2019/20 unless stated otherwise.

Total recorded crime has fallen by 3% in this fiscal year compared to last year<sup>2</sup>, anti-social behaviour incidents are also down from last year. The number of domestic abuse incidents have increased since 2018/19 however.

## Big Numbers Box

**613** serious sexual offences in Dorset last year

**81%** of sexual assaults are committed against women

anti-social behaviour incidents

**7,297**

**1 in 7**

of all anti-social behaviour incidents in Dorset occur in **Melcombe Regis** in Weymouth

**2,422** domestic abuse incidents

Total crime down

**3%**

## Box 1: Dorset Community Safety Partnership Priorities<sup>1</sup>

- Modern Slavery and Human Trafficking
- County Lines
- Serious Sexual Offences
- Domestic Abuse
- Rural Crime
- Fraud
- Public Place Violence
- Anti-Social Behaviour

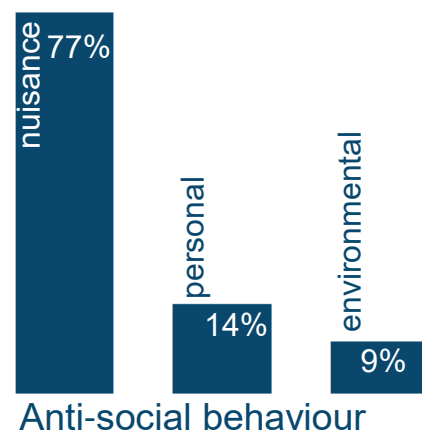
- In 2019-20 there were 7,297 incidents of **anti-social behaviour** in the Dorset Council area.

- 77% of these were classified as nuisance, 14% personal and 9% environmental.

- Weymouth has the highest rate of anti-social behaviour across the Dorset Council area.
- The Melcombe Regis area accounts for 14% of all **anti-social behaviour** incidents in the Dorset Council area.

- There were 613 serious **sexual offences** in the Dorset Council area last year.

- There were 2,422 **domestic abuse** incidents in the Dorset Council area last year.



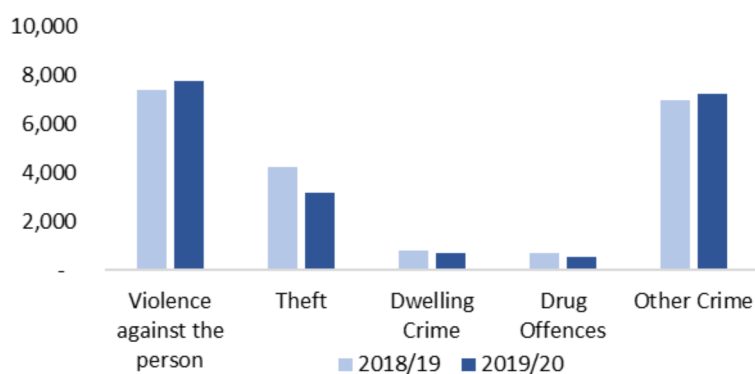
## Sources

<sup>1</sup> Dorset Police statistics for the Dorset Council area

<sup>2</sup> Comparing 2018/19 to 2019/20

## Box 2: Other Crime

Crimes in the Dorset Council Area



- Total crimes were slightly lower this year than in the previous year.
- East Dorset is the former district with the lowest crime rate in Dorset...and Weymouth and Portland has the highest.
- The summer usually sees the most crime each year.<sup>1</sup> This could be because of the better weather over summer, the holidays and the longer daylight hours.
- In 2018 84% of residents surveyed across Dorset said that they felt safe walking alone after dark.
- **In the last year<sup>2</sup>:**
  - Violent crime rose by 5%
  - Theft fell by 26%
  - Dwelling crime fell by 18%
  - Drug offences fell by 17%
- Compared to other areas, crime in the Dorset Council area is consistently low. Last year, Dorset had a lower crime rate than most council areas.

## What are we doing about it?

The Dorset Community Safety Partnership (CSP) brings together local authorities, the police and other key partners to tackle crime and community safety issues. The CSP aims to reduce crime and the fear of crime; address risk, threat and harm to victims and local communities; and facilitate the strengthening of Dorset's communities in the delivery of local initiatives.

Crime and the fear of crime have a huge impact on the health and wellbeing of residents. The CSP undertakes annual assessments of local community safety issues and puts in place plans to address them.

### Sources

<sup>2</sup> Comparing Fiscal year 2018/19 to 2019/20



December  
2020

# State of Dorset Deprivation



*In this bulletin all data relates to statistics that pre-date Covid unless stated otherwise*

Deprivation has a significant impact on health and wellbeing. The Dorset Council areas of significant deprivation are largely located in the urban areas - in particular the former borough of Weymouth & Portland - but many of Dorset's rural communities could also be considered deprived in terms of barriers to housing and essential services. The English Indices of Deprivation divides the Dorset Council geography into 219 areas.

As the number of older people living in rural areas grows, the challenge of access to facilities and pressure on health and care services will accelerate.

## Big Numbers Box

**11** areas of Dorset in most deprived nationally\*

Dorset population living in rural areas **46%**

Lower end house prices

**11** times higher than lower end earnings

**66** areas in most deprived nationally for **access to housing and services**

**25** areas in most deprived nationally for **education**

**9** areas in most deprived nationally for **income**

**17,100** workless households

**5,000** children live in workless households

## Box 1: Social deprivation

- There are 11 areas (out of a total of 219) in Dorset within the top 20% most deprived nationally for multiple deprivation, up from 10 in 2015<sup>1</sup>.
- 10 of these are within the former borough of Weymouth and Portland, one is in the former West Dorset District area.

11 areas in Dorset suffer high deprivation



Weymouth & Portland

West Dorset

### Life expectancy gap for males in Dorset



Most deprived area

Least deprived area

- The gap in life expectancy between the most deprived and least deprived areas of Dorset is 6.3 years for men and 5.3 years for women<sup>2</sup>.
- South Dorset Parliamentary Constituency has the poorest levels of social mobility in the UK.<sup>4</sup>

- 46% of Dorset's population lives in rural areas<sup>3</sup>. Barriers to housing and essential services are significant in Dorset reflecting rurality and distance from services. 66 Dorset neighbourhoods fall in the 20% most deprived nationally for this measure: in the former council areas, 21 in North Dorset and 19 are in West Dorset<sup>1</sup>.

### Sources

1 English Indices of Deprivation (2019), DCLG

2 Dorset Health Profile 2019, Public Health England, 03 March 2020

3 Census of Population, 2011

4 Social Mobility Commission 2018

\*Most deprived = an area falls within the top 20% nationally

## Box 2: Economic deprivation

- 9 neighbourhoods in Dorset fall into the top 20% nationally for income deprivation (up from 7 in 2015) - 7 of these are in the former borough of Weymouth and Portland<sup>1</sup>.
- In Dorset, about 24,700 people aged 16-64, plus 5,000 children live in 17,100 workless households. 16% of Dorset households were workless, slightly above the national figure<sup>5</sup>.

### Lower-end house prices are more than 11 times lower-end earnings in Dorset



### Weekly earnings for people living in Dorset are



## What are we doing about it?

Deprivation can be thought of as a lack of the basic necessities. It covers a wide range of factors that impact heavily on both individuals and families and consequently on council services, as those likely to suffer deprivation rely more heavily on intervention and support from the public sector.

Deprivation is also a key challenge to health and wellbeing with levels of obesity and other lifestyle related conditions higher amongst those living in deprivation. One way that the council promotes healthy living is by providing information on local sports clubs, gyms, cycle routes and leisure activities.

Dorset's economic strategy and vision recognises the links between economic prosperity and health and wellbeing and the council aims to help create the right conditions for economic and jobs growth.

Early intervention can prevent problems from escalating. For example, by working with deprived families early on, the council's Troubled Families programme is intended to reduce demand for costly reactive public services.

Areas of high deprivation also correlate strongly with higher levels of certain types of crime such as anti-social behaviour, domestic violence and burglary<sup>1</sup>. The council and its partners work together through the Dorset Community Safety Partnership to tackle crime.

### Sources

4 Annual Survey of Hours and Earnings (2020), ONS (full time gross weekly earnings)

5 Annual Population Survey (2019), Households by combined economic activity status, ONS

6 Ratio of lower quartile house prices to lower quartile earnings (2019), Workplace-based, ONS

December  
2020

# State of Dorset Diversity



*In this bulletin all data relates to statistics that pre-date Covid unless stated otherwise*

There are many definitions available for the term 'diversity' but they all cover the same fundamental issues. These include the recognition of differences, respecting those differences and appreciating the fact that different perspectives are valuable and can bring real benefits to society in general. There are nine protected characteristics within our strands of diversity.

- Age
- Disability
- Sex
- Religion & Belief
- Gender reassignment
- Sexual Orientation
- Marriage & Civil Partnership
- Pregnancy & Maternity
- Ethnicity

## Big Numbers Box

**29%**

of Dorset's population is aged 65+

**1 in 5**

of all residents have a health condition that limits their day to day activities

**1,900**

living in a same sex relationship

Almost

**1 in 3**

of the former East Dorset area's population is aged 65+

**4.4%**

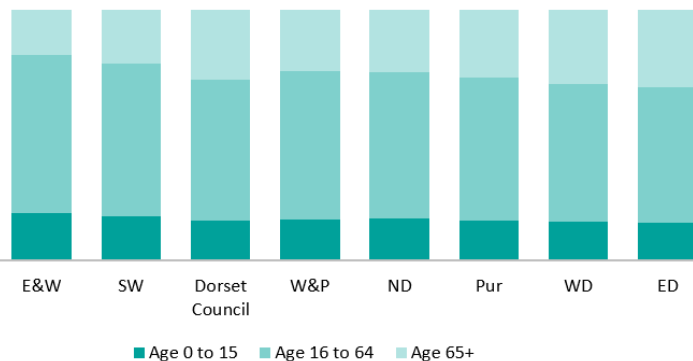
of Dorset's residents are ethnically diverse

**5,300**

follow a non-Christian religion

## Box 1: Age & religion

Age structure in the former district council areas, 2019



- Dorset has a much greater proportion (**29%**) of the population aged 65 and over than England and Wales (**19%**)<sup>1</sup>.
- Some of the former districts have almost one in three residents aged 65 and over<sup>1</sup>.
- The five major non-Christian world religions Islam, Buddhism, Hinduism, Judaism and Sikhism constitute **1%** of Dorset's residents' religious beliefs<sup>2</sup>.
- Dorset's main non-Christian religious groups are concentrated in Dorset's towns. Weymouth has just over **300** residents of Muslim faith. There are also concentrations around military establishments such as Blandford Camp where the Gurkhas and their families live who are predominantly Hindu in their religious belief<sup>2</sup>.

**Please note:** Robust statistical data at a Local Authority level on Sexual Orientation and Gender Identity does not currently exist apart from data on couples living in a same sex relationship from the Census 2011 (see Big Numbers Box).


## Sources

1 Mid-year population estimates (2019), ONS

2 Census 2011, ONS

## Box 2: Ethnically Diverse Communities

Residents of Dorset who are not 'White British'



- Dorset has much lower levels (**4.4%**) of ethnically diverse residents than the country as a whole (**19.5%**)<sup>2</sup>.
- The highest proportion (41%) of Dorset's ethnically diverse population are classified as 'White Other'<sup>2</sup>. This classification includes people who identify as white but who do not have UK national identity (English, Welsh Scottish, Northern Irish and British). An example would be Polish or Irish.


## Box 3: Disability

- One in five of Dorset's population consider themselves to have a long term health problem or disability<sup>2</sup>.
- Another method for looking at the number of residents with a disability is to consider those claiming either Disability Living Allowance, Personal Independence Payments or Attendance Allowance<sup>3</sup>.

% of Dorset residents with long-term health problem or disability in the former local authority areas



% of Dorset residents claiming a disability benefit



## What are we doing about it?

The council is committed to equality of opportunity, promoting diversity and eliminating discrimination. The recognition and respect of differences, and appreciating different perspectives along with the valuable benefits they can bring to society is fundamental.

We believe that people have a fundamental right to fair treatment regardless of their age, disability, ethnicity or race, gender identity, sex, sexual orientation, religion or belief. We aim to support diversity by the way we deliver our services, employ people and in our role as community leaders.

We undertake research with residents to identify needs, so that if necessary, we can tailor services to meet those needs. We also publish workforce profiles which provide an accurate picture of the makeup of the workforce within each local authority. It allows us to consider how our activities as employers affect our staff with different protected characteristics. It also enables us to identify future work which will assist us in continuing to support our employees.

### Sources

3 Stat-Xplore, Department of Work and Pensions, May 2020 & 2019 Mid-year estimates, ONS

December  
2020

# State of Dorset Economy



*In this bulletin all data relates to statistics that pre-date Covid unless stated otherwise*

The UK has a productivity gap with output per hour below the average for the rest of the G7 major industrialised countries. In Dorset, for every hour worked we produce almost 21% less than the UK average.<sup>3</sup>

## Big Numbers Box

**20,000** businesses

**£1.7bn**

Value of Dorset's productivity gap<sup>3</sup>

**147,000** employees

**11,000** expected  
employment growth by 2029

**£537**

weekly pay for full-time  
employees working in  
Dorset

**36%** of workforce  
aged 50+

**34%** workers in high  
productivity  
employment

Expected fall in  
the working age  
population over  
the next 10 years

**4,000**

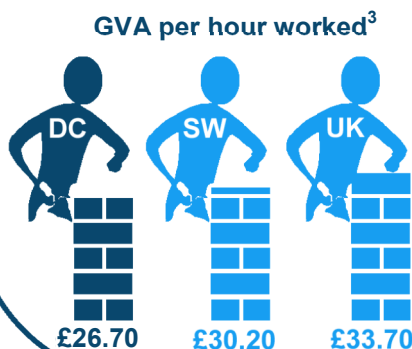
## Box 1: Businesses

- Although business survival is good, we have fewer than average business births: 73 to every 10,000 residents aged 16-64 compared with 100 in England<sup>1</sup>.

- And we have smaller business units: just 7.3 employees per business unit compared with 9.5 in England<sup>2</sup>.

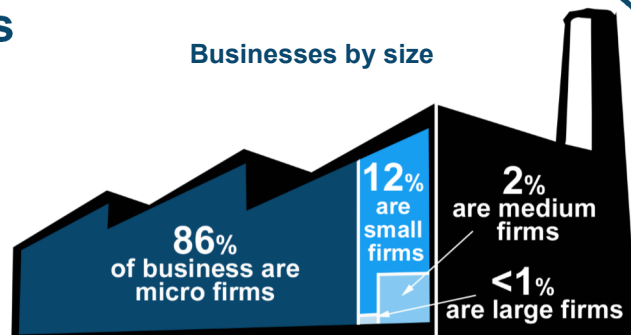
- Whilst large firms represent less than one per cent of Dorset's business stock, they employ about a fifth of the workforce. Ensuring the availability of suitable employment land like the Dorset Innovation Park to offer larger sites and units gives local firms the chance to expand and relocate here, rather than leave the area. It also offers choice to new businesses considering a move to Dorset, bringing new jobs with them.

- Dorset is less competitive than the national average. In recent years competitiveness has worsened, with all parts of Dorset becoming less competitive. Only the former district areas of East Dorset and West Dorset rank at or above the median for the country. The former area of Weymouth & Portland ranks 372 out of 379 localities and Purbeck is among the ten areas reporting the greatest fall in competitiveness ranking<sup>4</sup>.



- Whilst we have above national average representation of advanced engineering and of manufacturing as a whole, we have low representation of businesses in high productivity sectors<sup>2</sup> and also below average representation in high R&D spending sectors<sup>5</sup>.
- Self-employment is high in Dorset: about 18% of economically active residents compared with 14% in England<sup>6</sup>.

### Businesses by size



## Sources

- 1 Business Demography 2019, ONS
- 2 UK Businesses 2019 and BRES 2019, ONS
- 3 Gross Value Added - GVA per hour worked (provisional) 2004-2017, ONS
- 4 UK Competitiveness Index 2019, Centre for International Competitiveness

- 5 As defined in UK Gross domestic expenditure on research and development: 2017, ONS
- 6 Census of Population 2011, ONS



## Box 2: People

- Employment is expected to grow by more than 11,000 in Dorset over 2019-29<sup>7</sup> - but most of this new employment will be part time.


- Manufacturing, health, retail, education and hospitality are all big employers in Dorset.

- 45% of skills required by employers over the next decade are for level 4 and above<sup>7</sup>.

- 14 neighbourhoods in Dorset are in the most deprived 20% nationally for employment<sup>8</sup> - 10 of these are in the former borough of Weymouth & Portland.

- 36% of the Dorset workforce is aged over 50 compared with 28% in England<sup>10</sup>. Older workers have experience and skills and, as more people retire, other workers need training to fill the gaps.

### Weekly earnings for people working in Dorset are



- Over the next decade, the population in Dorset aged 16-64 will shrink by 0.2% per annum. That's a net loss of over 4,000 people in this age group. The old age dependency ratio, is expected to increase from 527 per 1,000 in 2019 to 655 per 1,000 in 2029<sup>11</sup>.

- Around 4,000 apprenticeships were started in Dorset in 2018/19<sup>12</sup>. It is estimated that for every £1 of public monies spent on apprenticeships, an economic benefit of £21 is created<sup>13</sup>.

## What are we doing about it?

The council manages investments in digital and physical connectivity through projects like Superfast Dorset. This project involves the council working with contractors to upgrade the communications infrastructure across the area that will enable most people and businesses to get superfast broadband speeds (24Mbps+).

Investment in the Dorset Innovation Park (Enterprise Zone) near Wool by the Council and Dorset Local Enterprise Partnership has secured hundreds of high quality jobs in engineering and manufacturing, and with the construction of twenty new workshop units. Further investment has been secured to construct an exciting Defence Innovation Centre, working with the Armed Forces, which will be completed in 2021. This will reinforce the objective of developing an advanced engineering cluster of excellence building on strengths in marine, defence and energy.

By means of local procurement, the council can add to social and environmental wellbeing as well as economic value, for example through contracts with firms that ensure sustainable working practices and those offering quality Apprenticeships.

### Sources

- 7 LEFM 2019/Dorset County Council
- 8 English Indices of Deprivation (2019), DCLG
- 9 Annual Survey of Hours and Earnings (2020), ONS
- 10 Census of Population (2011), workplace statistics

- 11 2019-based experimental continuity population projections, 2019-2029, Dorset Council
- 12 Apprenticeship starts 2018/19, The Department for Education
- 13 The Economic Impact of Apprenticeships, 26/11/2014, Centre for Economic and Business Research

December  
2020

# State of Dorset Health and Wellbeing



*In this bulletin all data relates to statistics that pre-date Covid unless stated otherwise*

Dorset residents are generally healthy, have a high life satisfaction rating and feel that the things they do in their lives are worthwhile. The growing number of older people will increase demand for health and social care services so it is important to use local evidence to anticipate need and target service provision as effectively as possible.

Health and wellbeing can be influenced by where we live, our behaviours, our work and our leisure activities. Health behaviours impact on both physical and mental health - and many people may be affected by more than one. Healthy populations live longer, and are more productive making a contribution to the economy as well as maintaining personal wellbeing.

## Big Numbers Box

**10,000** people aged 65+ living with dementia by 2029

**2,421** domestic abuse incidents in Dorset last year

Every **£1** invested in adult drug treatment generates a social return of £4

**17-18 years** difference between healthy and overall life expectancy


**31%** Dorset year 6 children overweight or obese

**61%** Dorset adults overweight or obese

Smoking prevalence in Dorset **12%**

## Box 1: Health

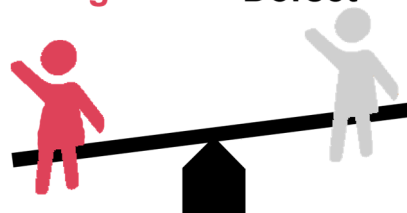
### Male life expectancy in Dorset



- Healthy life expectancy is the number of years a person would be expected to live in good health. In Dorset, there is a difference of 17 years between healthy life expectancy and overall life expectancy for men, and 18 years for women<sup>1</sup>.

% year six children who are overweight or obese

**35% England** **31% Dorset**



- 61% of adults in Dorset are classified as overweight or obese; similar to the national average and a great concern due to the life-threatening conditions it can lead to<sup>2</sup>.

- Residents in Dorset are more likely to be unpaid carers: 12% of residents compared to 10% in England<sup>14</sup>. There are now around 3,000 registered carers in Dorset<sup>15</sup>.

- Smoking prevalence continues to fall both nationally and locally. 10% of adults in Dorset currently smoke compared to 14% in England<sup>3</sup>.
- The rate of people killed and seriously injured on the roads continues to be above average, possibly due to Dorset's high proportion of rural roads<sup>4</sup>. Nationally more than half of all fatal collisions occur on rural roads<sup>5</sup>.

## Sources


1 Health state life expectancy at birth by local areas, UK, 2016-2018, ONS  
2 PHE Public Health Outcomes Framework (PHOF) Indicators, 2018/19 data  
3 PHE Public Health Outcomes Framework (PHOF) Indicators, APS 2019 data  
4 PHE Public Health Outcomes (PHOF) Indicators, 2016/18 data  
5 <https://www.rosopa.com/road-safety/advice/road-users/rural/> [Accessed 10/04/19]

6 Dorset Council, 2019  
7 <https://www.dementiastatistics.org/statistics-about-dementia/human-and-financial-impact/>

## Box 2: Mental health

- By 2029, we expect to see more than 10,000 people aged 65+ living with dementia<sup>6</sup>. It is likely that an additional 1,900 informal carers will be needed to cope with this increase<sup>7</sup>.
- Nationally, one in ten children and young people need support or treatment for mental health problems<sup>8</sup>.
- Research suggests that the rate of Armed Forces veterans with mental health conditions could be as high as 10%, compared to around 3% for the general population<sup>16</sup>.
- During the course of a year, almost one in four of us will suffer from some form of mental health condition<sup>9</sup>.

### People aged 65+ with dementia



## Box 3: Substance use



- In Dorset, admission rates for alcohol related harm continues to rise year on year<sup>10</sup>.
- In Dorset, £1 invested in adult drug treatment services, generates a social return of £4<sup>11</sup>.
- Domestic abuse, mental ill-health and substance use have been termed a 'Toxic Trio' commonly found in families where harm to children has occurred.
- 2,422 domestic abuse incidents were reported in Dorset last year<sup>12</sup>.

## What are we doing about it?

Public Health Dorset aims to improve and protect the health and wellbeing of the population across Bournemouth, Dorset and Poole with an emphasis on reducing inequalities in the health of those living and working in our local communities. We want to help as many people as possible stay healthier for longer by coordinating action across the whole health and care system.

Caring affects mental and physical health as well as employment potential and the ability to maintain relationships, often leading to poorer life outcomes and increased use of health and social care interventions. Dorset Council recognises the huge value that carers add to the local economy and offers support and advice to carers and families by providing breaks for carers and help in an emergency. The Council will be appointing a Carers Lead Organisation (CLO) which will work with the Young Carers Service to improve the support network for carers.

The council in partnership with Dorset Armed Forces Covenant Programme is working to ensure that the Armed Forces Community in Dorset has access to the services and assistance it requires.

The council works to support people in making healthy lifestyle choices and leading active lives. The Live Well Dorset service, funded by Dorset's councils, is just one of the ways in which this support is provided<sup>13</sup>.

### Sources

- 8 Pan Dorset Local Transformation Plan: Children and Young People's Mental Health and Wellbeing, 31/10/17
- 9 Government's response to the five year forward view for mental health, 9 January 2017
- 10 PHE Public Health Outcomes Framework (PHOF) Indicators, 2018/19 data
- 11 Alcohol and drugs prevention, treatment and recovery: why invest?, Public Health England, 12/02/18
- 12 Dorset Police, 2019/20: <https://www.dorset.police.uk/>
- 13 <https://www.livewelldorset.co.uk/>
- 14 2011 Census, KS301
- 15 Adult and Community Services, Dorset Council, April 2019
- 16 House of Commons Defence Committee, Mental Health and the Armed Forces, Part One: The scale of mental health issues. 11th report 2017 - 19

December  
2020

# State of Dorset Leisure and Culture



*In this bulletin all data relates to statistics that pre-date Covid unless stated otherwise*

Participation in arts and culture makes communities feel safer and stronger, adds to health and wellbeing and reduces social isolation<sup>1</sup>, but funding cuts are a significant threat to culture and leisure activities, particularly in the third sector.

Cultural and recreational activities can help people access the natural environment through healthy lifestyles. Sport is evidenced to result in significant savings to health costs and yet there are concerns that many of Dorset's young people are physically inactive.

## Big Numbers Box

**£425m**

Value of creative industries to the Dorset LEP area

**41,000**

People saw the iconic Dorset Moon installation

**3,000**

Young people play in the Dorset Youth Football League

**76%**

Of older people say that arts & culture helps them feel happy

**61%**

Of Dorset's adults are overweight<sup>3</sup>

**72%**

Of Dorset's adults are physical active

## Box 1: Health and wellbeing value

- Arts and cultural intervention can have a positive impact on specific health conditions such as dementia, Parkinson's and depression<sup>1</sup>. The BSO and arts in hospital partnership saw the Bournemouth Symphony Orchestra performing live to patients living with dementia to increase their wellbeing. The project found that dementia patients benefitted through fewer falls, reduced medication, and reduced hospital stays<sup>7</sup>.
- Nearly half of older people (43%) say that accessibility is an important factor when they choose arts venues to attend<sup>2</sup>.
- Overall 76% of people aged 65+ say that arts & culture is important to making them feel happy. And nearly as many (69%) say that arts and culture is important in improving their overall quality of life<sup>2</sup>.

**76% of older people say arts & culture makes them feel happy**



## Sources

1 Create, Arts Council England, December 2015

2 <http://www.comresglobal.com/polls/arts-council-england-older-people-poll/> [Accessed 03/07/18]

3 PHE Public Health Outcome (PHOF) Indicators, 2017/18 data

## Box 2: Engagement & Economic Value

- Research has revealed that the economic impact of Dorset based arts organisation, Artreach adds to public funding by an estimated 93%, particularly through the 'volunteer multiple' which adds time, commitment and expertise to arts administration in Dorset.
- There are nine competitive youth football leagues operating across Dorset. Three leagues for girls and six mixed leagues from Under 12 to under 16s. There are also hundreds of youngsters playing in non-competitive leagues from under 7 through to under 11 as well as a multitude of other organised sports.
- 'Back to Netball' and walking footy have successfully encouraged older people to take up sport.
- The number of businesses in the Creative Industries in Dorset has been growing rapidly. Between 2010 and 2017 there has been a 27% increase, compared to 8% for all industries<sup>6</sup>.
- The Creative Economy has grown by a quarter since 2010, at a rate faster than the whole of the UK economy, which grew 17.4%<sup>5</sup>.
- For every £1 invested in the Arts Development Company by the council there is a return of £4 secured in external investment into the area<sup>7</sup>.

### Museum of the Moon - iconic installation

£293,000



- The museum of the moon installation generated an estimated £293,000 for the local economy and led to 60% of Sherborne businesses citing greater custom.

## What are we doing about it?

Leisure centres provide affordable access to exercise classes, gym equipment, sports facilities and swimming. There are currently 9 in Dorset, overseen by local authorities, with many more operating independently. By using public money in this way, demand for expensive health interventions can reduce as the public stay fit and healthy both physically and mentally.

Dorset Council supports local sports clubs through providing advice such as how to set up a club, fund it, and train staff. Sometimes grants are available to cover some of the costs.

The council supports local events such as the IRONMAN triathlon which came to Weymouth in 2016 and has continued on an annual basis since then. Each year, visits to Dorset by the entrants and their supporters adds more than £1million to the local economy.

Community facilities such as skate parks and public green spaces, which may have outdoor gym equipment, are other examples of the council providing leisure facilities for public use.

The council recognises the benefits that arts and culture bring to people, including improved health and wellbeing, as well as economic gains. The council supports the arts and culture by providing free access to books, learning and local history via libraries and also financial support for the Arts Development Company. Work took place on a three year (2016-19) business and creative industries growth project with the Dorset Growth Hub called Culture+. This has been funded by the EU with a further £482,000 from Arts Council England.

### Sources

4 Taking Part 2016/17: South West, Arts Council England

5 DCMS Sectors Economic Estimates, August 2016, Department for Culture, Media and Sport

6 UK Businesses 2017, Local Units, ONS, 2015

7 The Arts Development Company



December  
2020

# State of Dorset

## Natural and Historic Environment



*In this bulletin all data relates to statistics that pre-date Covid unless stated otherwise*

Dorset's natural and historic environment makes a huge contribution to health and personal wellbeing.

Dorset's natural systems provide a wide range of essential goods (food, fuel, productive soil, clean air and water) and beneficial services (pollination, flood alleviation, climate regulation and tranquillity). These are taken for granted, but they need a combination of public, private and voluntary action to maintain them.

The contribution of our natural and historic environment to the economy is often overlooked.

The high quality natural environment that is so cherished by people living and working in Dorset means that we work hard to deliver mechanisms such as the Dorset Heathlands Planning Framework to ensure that development is led sustainably.

### Big Numbers Box

**72%** Reduction in waste sent to landfill in Dorset in the last 10 years<sup>5</sup>

**6%** Of energy production from renewable sources

**5%** Of all nationally protected ancient monuments are in Dorset

**90%**

Of Dorset residents said that the environment was an important factor in their decision to live in Dorset.

Listed Buildings in Dorset **9,218**


**54%**

Of county covered by Area of Outstanding Natural Beauty designation

### Box 1: The Natural Environment

- 90% of Dorset's\* residents surveyed said the environment was an important, very important or crucial factor in their decision to live in Dorset. In addition, businesses report a demonstrable positive impact from both the Jurassic Coast and the AONB.<sup>1</sup>
- Dorset contains part of England's only natural World Heritage Site and two Areas of Outstanding Natural Beauty, covering 54% of the Dorset Council area.<sup>2</sup>
- Dorset is home to 9,218<sup>3</sup> Listed Buildings of which 246 are Grade I which are of exceptional interest and may be of significant national importance. 5% of all national protected monuments are in Dorset.
- All of the Dorset coast (excluding the town seafronts) is recognised in national or international designations for its unique landscape, scenic quality, wildlife and geological formations.<sup>2</sup>

#### Dorset is home to...



### Sources

\*includes Christchurch

- 1 'Dorset's Environmental Economy', Ash Futures for Dorset County Council, Dorset AONB, Jurassic Coast WHS, Dorset LNP, 2015
- 2 Dorset Databook 2011, Dorset County Council (recalculated)
- 3 The National Heritage List for England (NHLE), Historic England, [Searched 29/10/20]
- 4 The Clean Growth Strategy, Department for Business, Energy & Industrial Strategy, 12/10/2017
- 5 2010/11 compared to 2019/20, Dorset Council
- 6 Public Health and Landscape, Creating healthy places, Landscape Institute, November 2013

## Box 2: Economy and wellbeing

- Dorset's\* environmental economy is worth between £0.9bn and £2.5bn per annum, about 8-10% of the overall economy. It also supports between 17,000 and 61,000 jobs in the economy.<sup>1</sup>
- The low carbon economy has the potential to grow by 11% per year between 2015 and 2030 - four times faster than the rest of the economy.<sup>4</sup>
- The physical and mental health benefits of access to nature are well documented, as are the negative impacts of environmental inequality. Improving access to green infrastructure therefore offers the potential to extend these benefits, particularly in areas where access is poor.
- The landscape can reduce the need for expensive public health interventions. Local public health spending on the landscape can be 27 times more cost effective than clinical interventions.<sup>6</sup>

% Reduction in amount of  
Waste going to landfill



## Box 3: Energy

- Climate change will continue and whilst CO<sup>2</sup> emissions in Dorset are falling, in line with the government's targets for 2020<sup>7</sup>, further reductions are required to meet tougher emission targets for 2050<sup>8</sup>. The Paris Agreement aims to limit warming to well below 2°C and to pursue efforts to limit it to 1.5°C.
- Renewable energy production has increased in the Dorset LEP area from 0.95% of local energy consumption in February 2011 to 5.5% in March 2016. However, Dorset still lags behind Cornwall and Devon who continue to lead on renewable energy generation in the SW.<sup>9</sup>

## What are we doing about it?

The council is committed to reducing its carbon footprint. As our buildings make up a significant proportion of this, renewable energy solutions have an important role to play in our overall strategy, alongside energy efficiency measures.

Dorset Council promotes waste reduction, reuse and recycling by running promotional campaigns and providing incentive schemes for home compost bins and using 'real' nappies.

The council's Historic Environment Team gives advice to ensure that designated sites are protected and the impact of planning applications on important archaeology is avoided or reduced by appropriate mitigation. The council also employs Conservation Officers to ensure appropriate development in areas of historic interest.

We employ a team of Rangers who work to conserve Dorset's natural environment and keep public rights of way open. There is also a Conservation apprentice scheme available.

The council's Natural Environment Team manage the Dorset Biodiversity Protocol. This scheme ensures that protected species which may be affected by planning applications are protected from harm by avoiding impacts or agreeing specific mitigation or compensation.

### Sources

\*includes Christchurch

7 UK local authority and regional carbon dioxide emissions national statistics: 2005-2014, Department of Energy & Climate Change.

8 The Carbon Plan: Delivering our low carbon future, Department of Energy & Climate Change, 2011.

9 Renewable energy - A local progress report for England, Regen SW, 2016.

December  
2020

# State of Dorset

## Older People



*In this bulletin all data relates to statistics that pre-date Covid unless stated otherwise*

The population of Dorset, mirroring that of the UK, is aging. It is happening more rapidly in Dorset due to our larger older population and declining birth rate. The median age in Dorset is 51, up by 4 years since 2009, compared to a median age of just 40 for England, up by less than one year in the last 10 years.<sup>1</sup> Typically Older People refers to those who are no longer of working age, so traditionally 65+. However with increased life expectancy an increasing number of people find themselves either having to work, or wanting to work beyond what was traditionally retirement age.

Big Numbers Box

**31,000** Population of 80+ year olds in 2019

Aged 65+ in Dorset **29%**

In England & Wales **19%**


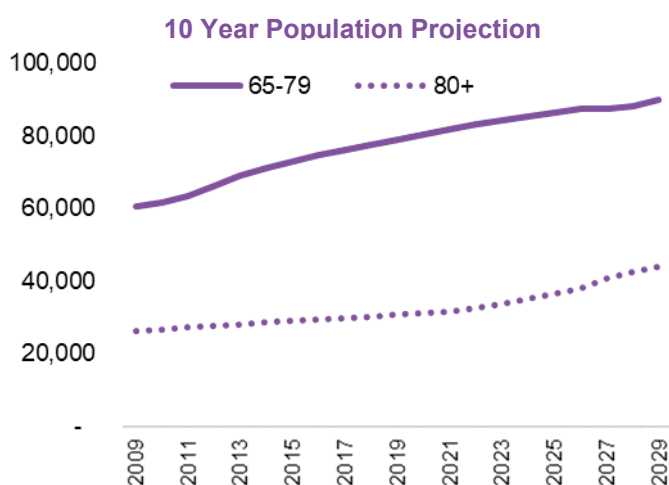
**2%** pa

Growth in those aged 65+ over next decade

**81** years  
Life expectancy males

**85** years  
Life expectancy females

### Box 1: Population



The population of those aged between 65 and 79 has grown by 31% between 2009 and 2019 and is projected to grow a further 14% to 2029. Those aged 80+ have grown by 18% between 2009 and 2019 and is projected to grow by 43% to 2029<sup>1,2</sup>.



Nationwide migration of older people is driven by movement out of urban areas to rural and coastal areas. Net migration figures in Dorset are highest for the 60-65 yr old age group<sup>3</sup>.

The Old Age Dependency Ratio (OADR) is the number of people over 65yrs old for every 1,000 people aged between 16 and 64 years old. In England there are 295 older people per 1,000 working age population in Dorset this figure is 527<sup>1</sup>.



Nationally 64% of the total growth in the number of households over the next ten years is where the Household Representative Person is aged 75 year or over. In Dorset this figure is 102%.

The institutional population of those aged 75+ is projected to grow by 28% in Dorset, slightly above the average for England of 26%.<sup>4</sup>

## Box 3: Life expectancy

Life expectancy over the last few decades has been steadily increasing nationally. At the age of 65 a woman in Dorset would expect to live for a further 23 years while a man 20 years.<sup>5</sup>

As well as living longer people are also living healthier lives. Dorset has above average healthy life expectancy; at age 65 females in Dorset can expect to live a further 12.6 years in good/fairly good health, males 11.6 years. Compared to 11.1 and 10.6 respectively for England.<sup>6</sup>

The life expectancy gap between Dorset's most and least deprived areas is 6.3 years for males and 5.3 years for females.<sup>7</sup>



With increases in life expectancy, no official retirement age and the state pension age rising, 65 as the start of older age could be becoming out of date<sup>8</sup>.

Nationally employment rate for those aged 65+ has risen over the past ten years from 7.4 in the Feb-Apr quarter of 2009 to 11.3 in the same quarter in 2020.<sup>9</sup>

6% of the total workforce in Dorset Council at the time of the last Census were aged 65 or over, compared to 3% for England.<sup>10</sup>



In England and Wales one in five carers is aged 50 to 69. In 2016 informal adult care was valued at £59.5 billion per year for the UK.<sup>8</sup> According to Census 2011 30% of the 43,500 unpaid carers were aged 65 and over compared to 22% for England. As the population ages there will be increased need for informal care but also a need for older people to stay in the workforce longer.



## What are we doing about it?

With the population of Dorset continuing to age, demand for both formal and informal care will also grow. It is already very difficult to recruit formal care workers, particularly in rural areas. Dorset has been working with councils across the South West to promote caring as a career under the banner 'Proud to Care'.

Staying fitter for longer improves people's physical and mental wellbeing. Dorset's councils maintain green spaces, fund services such as 'LiveWell Dorset'<sup>6</sup> and support 'Prevention at Scale' through a multi-agency Sustainability and Transformation Plan.

The availability of appropriate housing is key to supporting older people to maintain their health and wellbeing. The council produces population projections going forwards 25 years to anticipate housing need and inform local plans, including demand for specialist provision for older people. We work with developers to encourage and support the building of accessible and affordable housing options.

### Sources

1. 2019 Mid-year estimates, Office for National Statistics
2. 2019-based trend population projections, DC
3. 2019 Population Components of Change, ONS
4. 2018 based Household Projections, ONS
5. Life expectancy at birth (2017-19), ONS
6. Health State Life Expectancy (2016-18), ONS
7. Dorset Health Profile 2019, Public Health England,
8. Living Longer Bulletins, ONS
9. Labour Force Survey, 2020
10. Census 2011